



91 Kilkenny Road SOMERSBY NSW

5 🏠 4 🚗 6 🚗

An established equine property previously known as Skyline Park. Set in a quiet and private setting less than 1 hours drive from Sydney. Whether you have horses or are simply looking for a well set up property with great accommodation and facilities, you will be impressed with the features and inclusions on offer.

Price : \$ 3,000,000
Land Size : 113312 sqm
View : <https://www.coastwidefn.com.au/sale/nsw/central-coast-region/somersby/residential/acreagesemirural/5623492>

Set on an impressive 28 acres, the first class infrastructure is set up for all forms of equine or intensive farming activities. Boasting 16 x 3/4 acre grass paddocks with shelters plus 4 smaller day paddocks with night stables, all with self-watering troughs. An approximate 60m x 20m fully fenced and floodlit sand dressage arena, an approximate 60m x 32m fully fenced sand show jumping arena, a high sided and fully enclosed round yard, lockable tack room and undercover float parking with room to unload straight into stables.

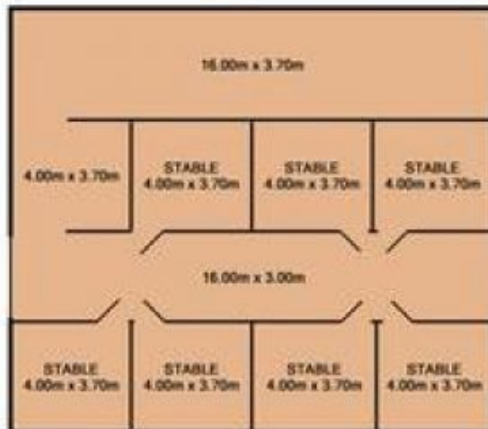
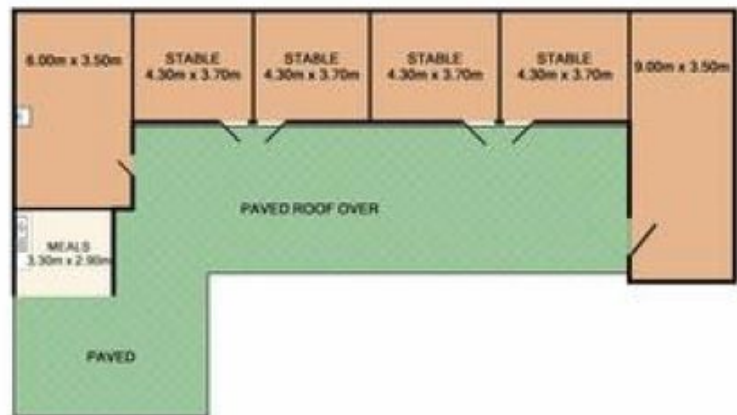


Skye Le Marseny
0403 271 122



firstnational
REAL ESTATE
Coastwide

FLOOR PLAN STABLE COMPLEX



TOTAL APPROX. FLOOR AREA 959.2 SQ.M (10325 SQ.FT.)
Measurements are approximate. Not to Scale. For illustrative purposes only.

91 Kilkenny Road

Somersby



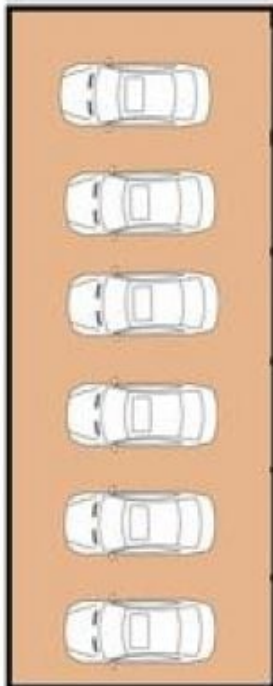
firstnational
REAL ESTATE
Coastwide



FLOOR PLAN RESIDENCE



RESIDENCE
APPROX. FLOOR
AREA 374.1 SQ.M
(4027 SQ.FT.)



GARAGE
APPROX. FLOOR
AREA 126.0 SQ.M.
(1356 SQ.FT.)

Measurements are approximate. Not to Scale. For illustrative purposes only.

91 Kilkenny Road

Somersby